


Close to you.

MANUFACTURER SINCE 1921

FINALLY THERE: **WORLD NOVELTY**

Benex[®] III WITH TORQUE FUNCTION

Patent Pending



Benex[®] III Basic-Kit
configuration example

ZEPF | *dental*
newsticker











Illustration	Article Description	Order Quantity
	<p>12.320.00</p> <p><i>Benex III</i> Basic-Kit consisting of: <i>Benex III</i> Extractor, 2 Drills per size, 2 Screws per size, 2 Pullropes, Driver Guide, Quadrant Support and Replacement Supports, in Washbasket 1/2</p>	1 piece
	<p>85.194.11</p> <p>Washbasket 1/2 for <i>Benex III</i> Basic-Kit with Lid and Press Button Lock</p>	1 piece
	<p>12.321.00</p> <p><i>Benex III</i> Extractor</p>	1 piece
	<p>12.321.30</p> <p>Replacement Support front, 12 mm, optional</p>	1 piece
	<p>12.321.34</p> <p>Replacement Support rear, 12 mm, optional</p>	1 piece
	<p>12.321.32</p> <p>Replacement Support front, 18 mm</p>	1 piece
	<p>12.321.36</p> <p>Replacement Support rear, 18 mm</p>	1 piece
	<p>12.321.50</p> <p>Pullrope, 48 mm</p>	2 pieces
	<p>12.300.30</p> <p>Diamond coated Drill for Screws Ø 1.6 mm 12.300.60 and 12.300.70</p>	2 pieces
	<p>12.300.35</p> <p>Diamond coated Drill for Screws Ø 2.1 mm 12.300.65 and 12.300.75</p>	2 pieces
	<p>12.300.47</p> <p>Driver Guide, short</p>	1 piece
	<p>12.300.48</p> <p>Driver Guide, long, optional</p>	1 piece



Illustration	Article Description	Order Quantity
	12.300.60 Screw, Ø 1.6 mm, 10 mm, S = Short	2 pieces
	12.300.65 Screw, Ø 2.1 mm, 10 mm, SF = Short & Fat	2 pieces
	12.300.70 Screw, Ø 1.6 mm, 16 mm, L = Long	2 pieces
	12.300.75 Screw, Ø 2.1 mm, 16 mm, LF = Long & Fat	2 pieces
	12.300.80 Quadrant Support for Benex ® to bridgeover bigger gaps and for the universal molding	1 piece
	12.321.10 Benex ® III Torque Level of tension, optional	1 piece



12.321.10

Benex® III Torque Level of tension,
The torque gear includes slip clutch with a maximum load of approx. 40 kg, optional



12.321.00

Benex® III Extractor



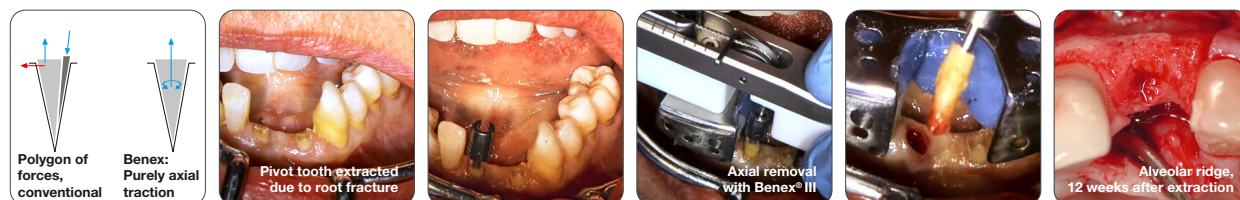
Further information will be available soon on our homepage zepf-dental.com



Alveolar-Ridge-Preservation with **Benex**® III

Alveolar Ridge Preservation means the treatment of the dental alveolus after extraction. 3 months after the **Benex**® extraction you find a considerably better ridge relation than with conventional gentle extractions.

The **Benex**® finds its successful application in both, private practices and universities. The **Benex**® has achieved an excellent status worldwide as basis for a subsequently successful implantation.



FINALLY THERE: **WORLD NOVELTY *Benex*[®]III WITH TORQUE FUNCTION**

In 2005, BENEX I was presented to the world as a patented innovation at the IDS. For many dentists, this opened up a new era of atraumatic longitudinal extraction.

In 2025, 20 years later, Zepf is once again presenting the new version of BENEX III at IDS. A completely revised and protected design now enables easier handling. Once inserted into the extractor, the pull rope is fixed and can therefore be more easily hooked into the screwed-in pull screw.

The support surface has been simplified and is easier to position. The new design has made it possible to reduce the number of parts. In particular, the pins that held the previous extractor together have been completely eliminated. Disassembly and assembly is intuitive and simple. The risk of lost parts is significantly reduced.



NEW: *Benex*[®]III TORQUE KEY

The BENEX torque key is a patent-pending world first that makes using BENEX even safer and easier.

The learning curve that a new user had to go through with the previous system can be reduced to a minimum. However, not only BENEX III users can use this torque wheel, but also users who are already using previous BENEX extractors from Zepf.

The maximum tensile load is limited to 40 kg. Once this is reached, the torque wheel continues to rotate without increasing the tensile load. The practitioner can therefore wait until the ligaments give way. This is clearly visible thanks to the laser marking on the torque wheel. This means that as the torque wheel is turned further, the force does not increase but the distance is controlled.

If the dentist wishes to deliberately ignore this procedure, the torque function can be bypassed with the fix wheel (front thin wheel).

In modern dentistry, the focus is on implantology after tooth extraction. The modified extractor now allows even better gentle, safe and simple extraction of tooth roots in all quadrants. Injury to soft tissue and surrounding bone can be virtually eliminated. With longitudinal extraction, BENEX provides an optimal basis for immediate implant placement. But it is also a valuable aid for subsequent implant placement after extraction. Studies show that after the use of BENEX, the reossification of the extraction socket progresses optimally. This greatly facilitates subsequent implant placement. The new BENEX III is also available in an RKI-compliant wash basket system. This meets the requirement for optimum cleanability and sterilization.

EXTRUSION – CROWN LENGTHENING WITH THE BENEX EXTRACTOR

BENEX is also used in traumatology. Many studies have shown that BENEX can be used in many cases to gently extrude injured teeth. This enables the practitioner to keep an injured tooth in place and to delay a later implant for a possibly young patient until the patient is suitable for it due to age.

